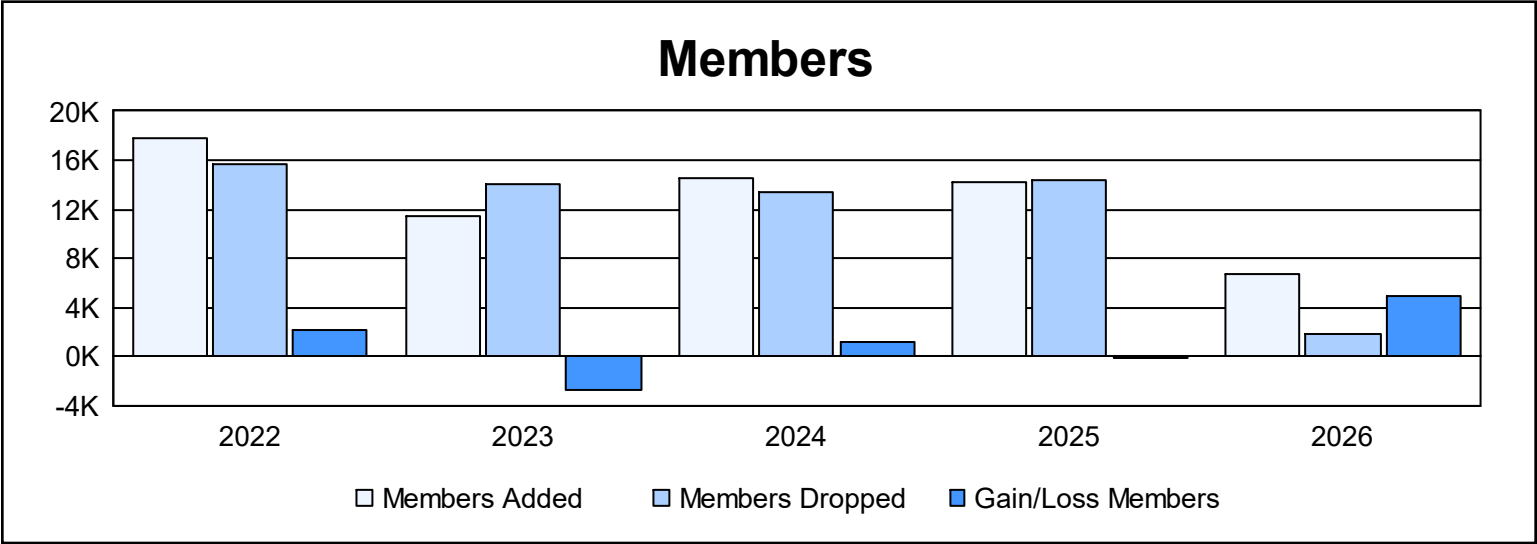
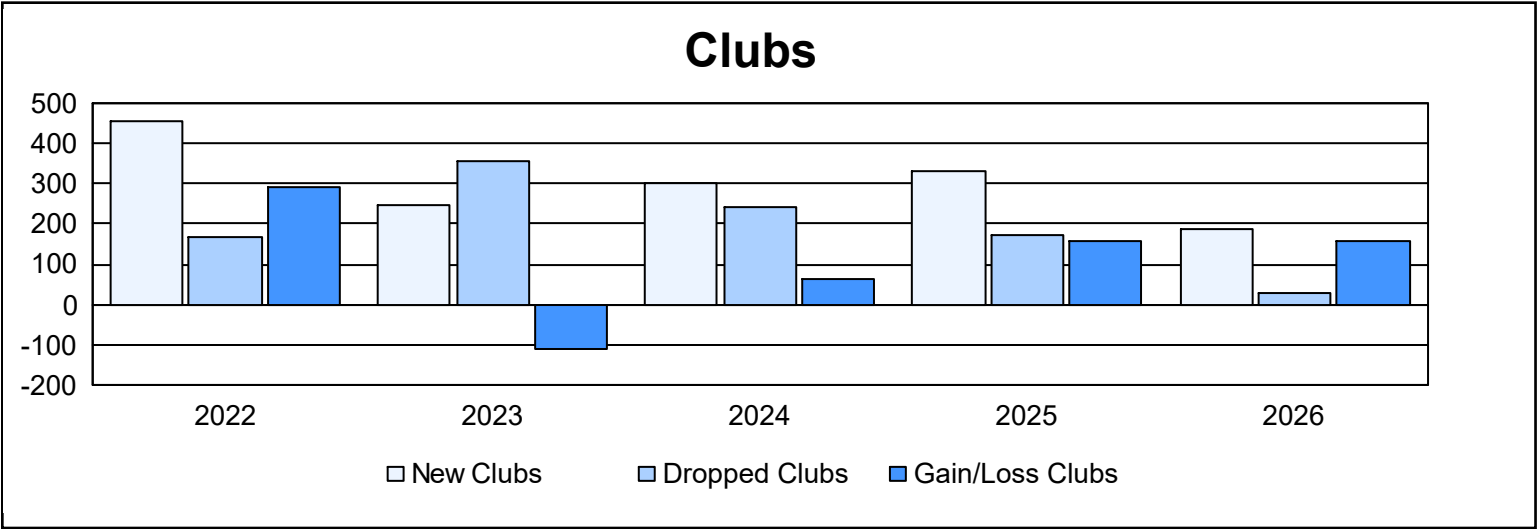
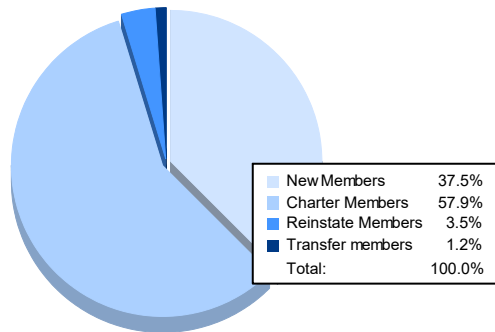


| Year | New Clubs | Dropped Clubs | Gain/ Loss Clubs | New Members | Charter Members | Reinstate Members | Transfer Members | Total Member Added | Total Members Dropped | Gain/ Loss Members |
|-----------|-----------|---------------|------------------|-------------|-----------------|-------------------|------------------|--------------------|-----------------------|--------------------|
| 2021-2022 | 455 | 165 | 290 | 6,471 | 10,948 | 310 | 97 | 17,826 | 15,674 | 2,152 |
| 2022-2023 | 245 | 357 | -112 | 4,244 | 6,357 | 641 | 132 | 11,374 | 14,048 | -2,674 |
| 2023-2024 | 301 | 239 | 62 | 6,243 | 7,131 | 883 | 252 | 14,509 | 13,336 | 1,173 |
| 2024-2025 | 332 | 174 | 158 | 4,913 | 7,354 | 1,658 | 267 | 14,192 | 14,296 | -104 |
| 2025-2026 | 185 | 30 | 155 | 2,496 | 3,856 | 234 | 78 | 6,664 | 1,791 | 4,873 |
| Average | 304 | 193 | 111 | 4,873 | 7,129 | 745 | 165 | 12,913 | 11,829 | 1,084 |



Membership Composition September 2025 Cumulative



Gender Composition September 2025 Cumulative

